

Scaled data based on original data using  
LM-79-08 Approved Method: Electrical and Photometric Measurements of Solid-  
State Lighting Products

Test Report Prepared for  
Cooper Lighting Solutions  
(formerly Eaton)

Brand: INVUE

Report Number: P140466

Luminaire Tested: **EMM-F01-LED-E1-5WQ-7050**

Issue Date: 03/03/2020

**Test Information**

Test Method: LM-79-08  
Report Number: P140466  
REPORT IS SCALED FROM IESNA LM-79-08 TEST DATA (P33687)  
Test Lab: INNOVATION CENTER-P3  
Issue Date: 03/03/2020  
Manufacturer: COOPER LIGHTING SOLUTIONS (FORMERLY EATON)  
Product Line: INVUE  
Catalog Number: EMM-F01-LED-E1-5WQ-7050  
Description: EPIC MODERN MEDIUM DECORATIVE LED LUMINAIRE  
(1) LIGHTBARS WITH AccuLED OPTICS - TYPE 5 SQUARE WIDE  
Light Source: (7) 5000K CCT, 70 CRI LEDs  
Ballast/Driver: -

**Summary**

Lumens per Lamp: N/A  
Luminaire Lumens: 2530.5 lumens  
Efficiency: N/A  
Efficacy: 97.7 lumens/watt  
Luminous Opening: Rectangular (W 0.17' x L: 1' x H: 0')  
IES Classification: Type V - Short - Semi-Cutoff  
BUG Rating: B2 - U0 - G1

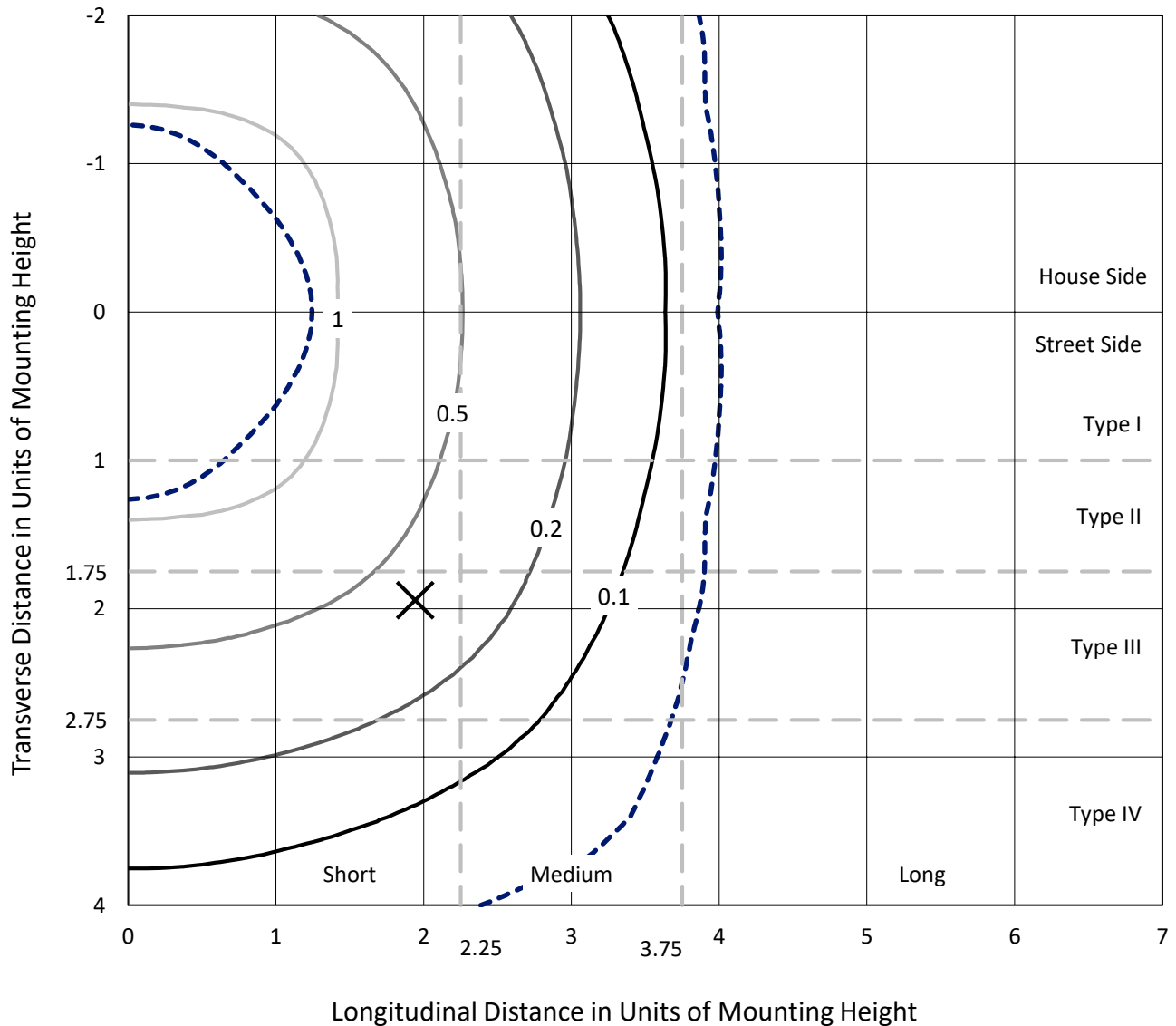
Input Watts (W): 25.9  
Input Voltage (V): NR  
Input Current (Ain): NR  
Voltage Rise (V): NR  
Power Factor: NR  
Total Harmonic Distortion (THDi): NR  
Frequency (hertz): 60  
Stabilization Time: NR  
Operation Time: NR  
Ambient Temperature (°C): NR  
Test Distance: 25 FT



REPORT NUMBER: P140466  
 CATALOG NUMBER: EMM-F01-LED-E1-5WQ-7050

### Iso-Footcandle Lines of Horizontal Illumination

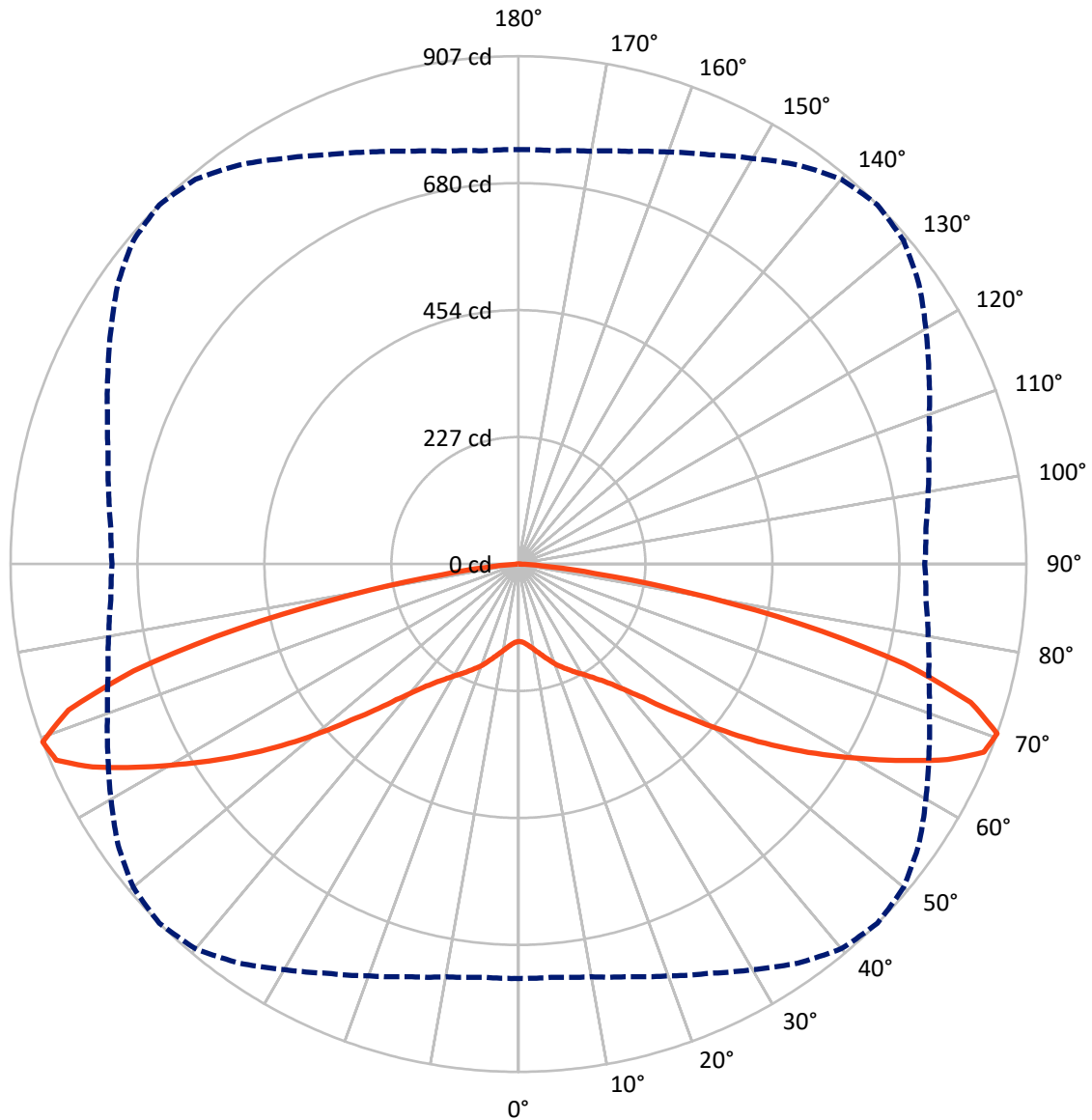
✕ Max cd  
 - - - 1/2 Max cd



Based on 10 foot mounting height. Maximum calculated value = 1.6 fc  
 Type V - Short - Semi-Cutoff

REPORT NUMBER: P140466  
CATALOG NUMBER: EMM-F01-LED-E1-5WQ-7050

### Luminous Intensity Polar Plot



— Vertical Plane Through 45-Deg Lateral    - - - Horizontal Cone Through 70-Deg Vertical

REPORT NUMBER: P140466

CATALOG NUMBER: EMM-F01-LED-E1-5WQ-7050

**FLUX DISTRIBUTION:**

		Downward	Upward	Total
<b>House Side</b>	Lumens	1265.3	0.0	1265.3
	% Fixture	50.0	0.0	50.0
<b>Street Side</b>	Lumens	1265.3	0.0	1265.3
	% Fixture	50.0	0.0	50.0
<b>Total</b>	Lumens	2530.5	0.0	2530.5
	% Fixture	100.0	0.0	100.0

**Coefficient of Utilization**

**ZONAL LUMENS:**

Zone	Lumens	% Fixture
0°-10°	14.0	0.6
10°-20°	49.0	1.9
20°-30°	96.3	3.8
30°-40°	159.3	6.3
40°-50°	278.9	11.0
50°-60°	497.4	19.7
60°-70°	767.9	30.3
70°-80°	607.9	24.0
80°-90°	59.8	2.4
90°-100°	0.0	0.0
100°-110°	0.0	0.0
110°-120°	0.0	0.0
120°-130°	0.0	0.0
130°-140°	0.0	0.0
140°-150°	0.0	0.0
150°-160°	0.0	0.0
160°-170°	0.0	0.0
170°-180°	0.0	0.0
0°-90°	2530.5	100.0
0°-180°	2530.5	100.0



REPORT NUMBER: P140466

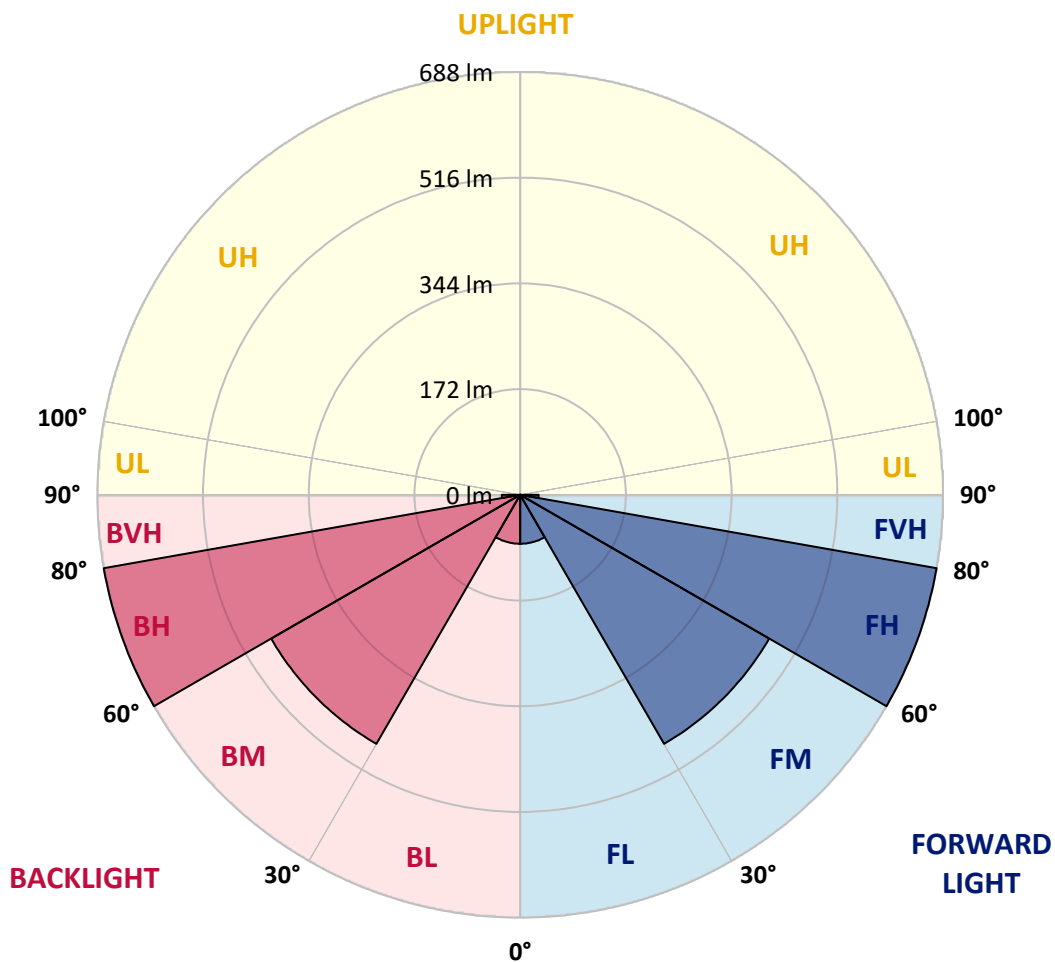
CATALOG NUMBER: EMM-F01-LED-E1-5WQ-7050

**LUMINAIRE CLASSIFICATION SYSTEM LUMEN TABLE AND BUG RATING:**

Zone		Lumens	% Fixture	Zone Rating/Lumen Limit		
				B	U	G
FL	(0°-30°)	79.7	3.1			
FM	(30°-60°)	467.8	18.5			
FH	(60°-80°)	687.9	27.2			G1/1800
FVH	(80°-90°)	29.9	1.2			G1/100
BL	(0°-30°)	79.7	3.1	B0/110		
BM	(30°-60°)	467.8	18.5	B1/1000		
BH	(60°-80°)	687.9	27.2	B2/1000		G1/1800
BVH	(80°-90°)	29.9	1.2			G1/100
UL	(90°-100°)	0.0	0.0		U0/0	
UH	(100°-180°)	0.0	0.0		U0/0	

**BUG Rating: B2-U0-G1**

Type V Short





REPORT NUMBER: P140466

CATALOG NUMBER: EMM-F01-LED-E1-5WQ-7050

**CANDELA DISTRIBUTION (FULL):**

	0°	5°	10°	15°	20°	25°	30°	35°	40°	45°	50°
0°	138.4	138.4	138.4	138.4	138.4	138.4	138.4	138.4	138.4	138.4	138.4
2.5°	140.0	140.0	139.8	139.8	139.8	139.8	139.5	139.5	139.8	139.5	139.5
5°	143.4	143.7	143.7	143.4	143.4	143.4	143.4	143.4	143.7	143.4	143.4
7.5°	148.5	148.8	148.8	148.5	148.5	148.5	148.5	148.5	148.8	148.8	148.2
10°	154.7	155.0	155.0	154.7	154.7	155.0	155.0	155.0	155.3	155.3	155.0
12.5°	162.1	162.4	162.6	162.4	162.6	162.6	162.9	163.2	163.2	163.2	162.6
15°	170.5	171.4	170.8	170.8	171.1	171.4	171.4	172.2	172.0	171.7	171.4
17.5°	180.4	180.1	180.1	180.4	180.7	180.4	180.7	181.6	181.3	181.0	180.7
20°	189.7	189.7	189.7	189.5	190.0	190.0	190.3	190.6	190.6	191.2	190.3
22.5°	198.8	198.8	198.5	198.5	199.1	199.1	199.6	200.2	200.2	200.2	199.6
25°	207.3	207.3	207.5	207.3	207.5	207.8	208.4	208.9	209.2	209.2	209.2
27.5°	214.9	215.7	215.4	215.7	216.3	216.9	217.4	218.3	218.8	219.1	218.3
30°	224.5	224.5	224.2	224.5	225.0	225.9	227.0	228.4	228.4	228.7	228.7
32.5°	234.6	234.9	234.4	234.9	235.8	236.9	238.0	239.2	239.7	240.9	240.6
35°	247.9	247.1	247.3	248.2	248.8	249.9	251.3	253.3	254.4	255.0	254.4
37.5°	263.2	262.9	263.4	263.4	265.4	266.5	269.1	270.8	271.6	273.0	272.5
40°	282.4	283.5	283.8	284.6	285.7	288.0	290.8	293.7	295.3	296.5	296.8
42.5°	308.3	308.9	307.8	310.9	314.0	315.4	318.8	322.7	325.3	326.1	326.4
45°	340.2	340.2	341.9	343.9	347.9	350.7	354.4	360.9	363.1	366.2	366.2
47.5°	378.4	379.5	379.5	384.0	387.1	392.8	399.8	405.2	410.0	408.6	413.4
50°	422.4	423.3	426.4	428.9	434.3	440.8	447.3	455.2	462.2	463.1	463.9
52.5°	468.4	469.6	472.1	478.0	484.5	491.9	503.7	510.5	517.3	521.0	520.4
55°	521.2	520.7	524.9	529.4	539.0	548.9	558.8	568.4	575.4	580.5	580.2
57.5°	576.6	578.6	583.4	589.0	597.2	605.9	617.8	627.4	639.0	642.1	637.6
60°	641.0	639.0	643.8	652.5	659.9	671.2	681.6	694.0	702.2	705.9	704.5
62.5°	706.7	705.0	708.7	720.0	728.8	737.0	751.4	764.9	771.7	773.1	770.6
65°	755.0	755.6	761.5	771.4	785.2	797.7	813.8	830.1	840.9	842.6	836.9
67.5°	766.3	767.5	775.6	788.3	805.6	826.2	850.2	874.5	892.8	896.8	888.6
70°	740.3	740.9	748.8	763.2	783.0	806.7	836.6	870.2	897.1	907.2	898.2
72.5°	687.0	689.2	695.7	707.9	723.4	746.8	775.6	805.6	832.1	845.1	845.1
75°	590.7	595.8	598.9	602.8	616.4	635.3	658.7	682.5	705.9	713.2	692.6
77.5°	421.6	413.1	415.1	437.1	434.0	455.4	481.4	498.4	519.3	516.2	486.5
80°	193.4	188.6	199.6	214.3	232.9	247.3	275.3	278.1	302.1	303.5	282.1
82.5°	38.7	40.7	48.6	59.9	74.5	90.6	105.3	117.7	134.1	137.2	127.3
85°	12.1	13.3	16.7	18.4	19.2	22.0	25.1	33.9	39.0	40.4	37.8
87.5°	2.5	4.0	6.5	7.3	7.6	7.3	7.3	7.1	5.6	4.5	5.4
90°	0.0	0.0	0.0	0.0	0.0	0.0	0.0	0.0	0.0	0.0	0.0



REPORT NUMBER: P140466

CATALOG NUMBER: EMM-F01-LED-E1-5WQ-7050

**CANDELA DISTRIBUTION (continued):**

	55°	60°	65°	70°	75°	80°	85°	90°
0°	138.4	138.4	138.4	138.4	138.4	138.4	138.4	138.4
2.5°	139.2	139.2	139.5	139.5	139.5	139.2	138.9	139.2
5°	143.2	143.2	143.2	143.2	142.6	142.6	142.3	142.3
7.5°	148.2	148.0	148.0	147.7	147.4	147.4	147.1	147.4
10°	155.0	154.5	154.2	153.9	153.6	153.6	153.3	153.0
12.5°	162.4	162.1	161.8	161.2	160.9	160.4	160.4	160.4
15°	170.8	170.5	170.3	169.4	169.4	168.6	168.9	168.9
17.5°	180.1	179.6	178.7	178.5	178.2	177.3	177.3	177.3
20°	189.7	188.6	188.1	187.5	187.5	186.6	186.4	186.4
22.5°	199.1	197.9	196.8	196.2	195.7	195.4	194.8	194.5
25°	208.4	207.3	206.1	205.3	204.1	203.6	203.0	203.0
27.5°	217.7	216.6	214.9	213.7	212.6	211.5	210.9	211.2
30°	227.3	226.2	224.5	223.1	221.7	220.5	220.0	219.7
32.5°	239.4	238.0	236.1	234.6	232.1	231.0	230.4	230.7
35°	253.6	251.6	250.2	247.9	245.9	244.5	243.7	243.7
37.5°	271.6	269.9	268.5	266.3	263.4	261.7	260.6	261.5
40°	295.1	293.7	290.8	287.4	285.2	283.8	282.6	282.9
42.5°	325.0	322.2	319.6	317.7	314.3	312.3	309.2	310.3
45°	362.8	359.7	357.2	354.1	351.0	347.0	345.9	343.6
47.5°	408.6	406.3	400.7	397.8	393.9	388.2	385.4	383.2
50°	459.1	454.9	450.9	443.9	439.3	432.9	430.3	429.5
52.5°	516.2	509.1	502.6	496.1	487.1	480.9	475.8	476.9
55°	572.6	564.4	555.1	548.1	541.0	533.4	528.0	524.9
57.5°	632.2	623.2	613.3	603.1	597.2	588.2	584.8	583.1
60°	693.5	685.3	675.4	666.1	657.9	647.4	641.8	639.5
62.5°	761.2	749.9	738.1	726.5	717.5	709.8	703.9	700.0
65°	823.6	808.1	796.0	781.3	771.4	760.4	753.1	751.6
67.5°	870.2	846.2	825.1	806.1	790.9	777.3	768.0	764.3
70°	873.3	840.3	809.0	781.0	758.7	743.2	730.7	725.9
72.5°	812.9	772.0	729.6	702.2	678.5	657.0	648.3	646.3
75°	661.3	627.1	591.8	560.8	544.4	533.7	526.3	515.6
77.5°	459.4	428.1	409.1	374.4	368.2	359.4	352.1	345.0
80°	257.2	229.8	208.7	186.9	173.7	166.3	158.7	154.5
82.5°	115.5	94.9	75.4	58.4	48.3	38.1	28.5	30.2
85°	28.8	24.3	18.6	15.5	14.1	13.0	10.4	9.3
87.5°	5.4	5.1	4.5	4.5	4.8	4.0	2.3	2.0
90°	0.0	0.0	0.0	0.0	0.0	0.0	0.0	0.0

(END OF REPORT)